

9 771824 003003



€ 4,90\*

# a punto croce





Tante idee facili da realizzare per filo e per segno!

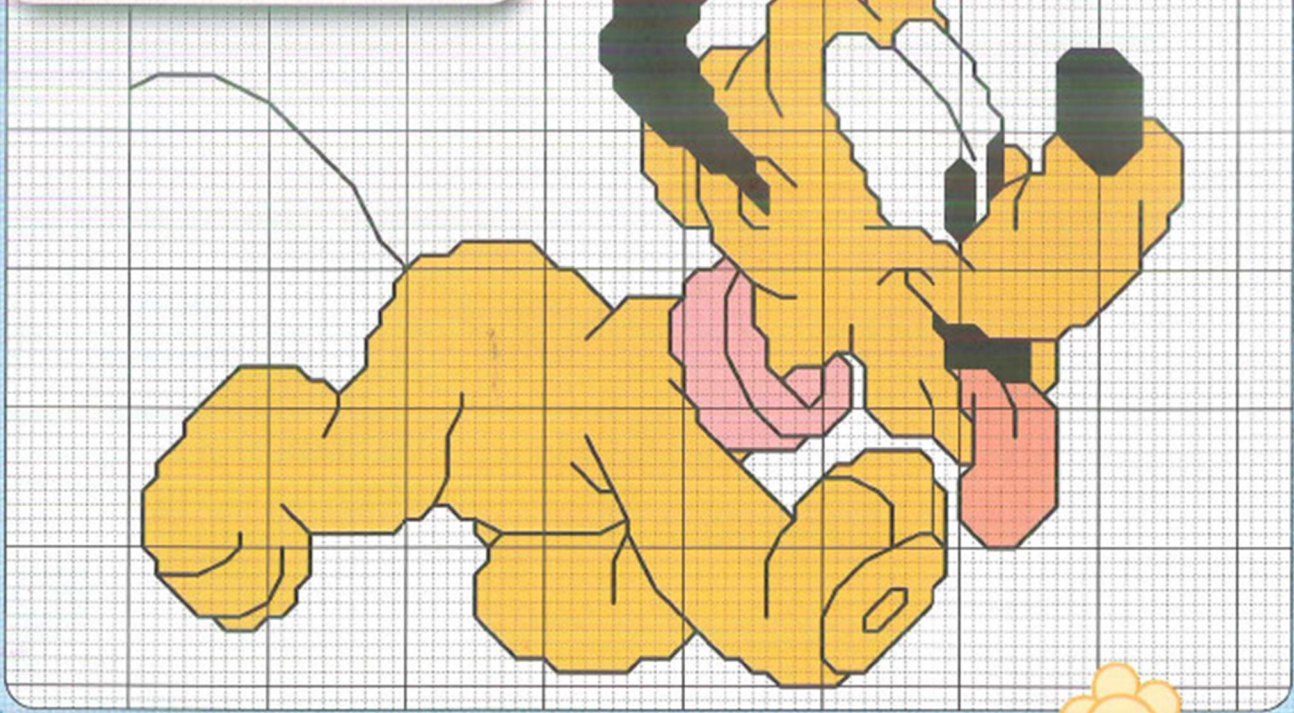
## Speciale baby









difficoltà

					
403	50	2	302	9	




difficoltà

				
403	50	302	928	

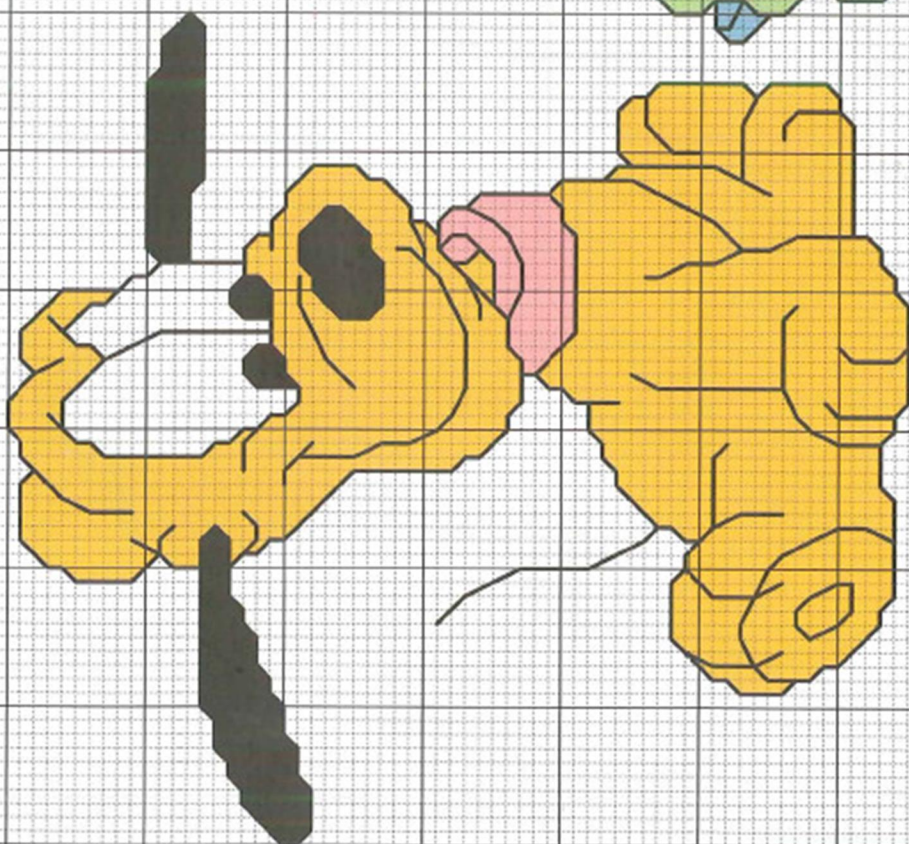
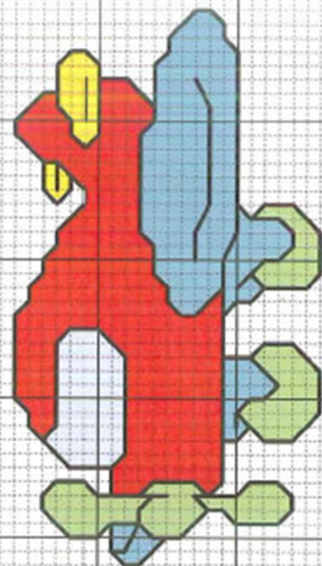
















**IDEA ORIGINALE!**

Ricama Baby Pluto sulla cesta portagiochi del tuo bebè. Eseguito il lavoro, ricava dalla tela Aida un rettangolo; quindi borda i lati con una fettuccia colorata e applica il ricamo sulla cesta con del biadesivo.



difficoltà




-  128
-  1090
-  46
-  302
-  240
-  2
-  289
-  50
-  403





				difficoltà 
1020	403	297	186	
869	9	2		



1020	2
46	869
403	186
difficoltà 	






1020 403

869 9

186 2

difficoltà




1020 1090

403 186

869 2


difficoltà







			difficoltà
1020	403	186	
			
46	2		




**IDEA ORIGINALE!**  
 Con questo schema di Baby Pippo puoi creare un cuscino davvero originale che il tuo piccolo userà per la nanna.





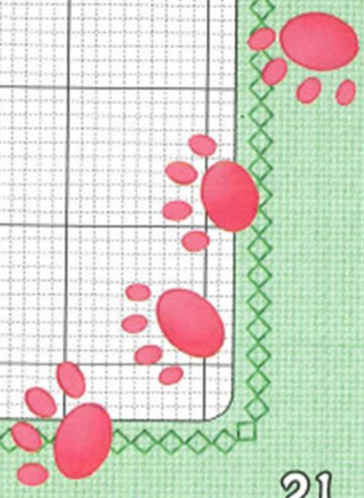
160	403
46	23
903	1019
410	

difficoltà

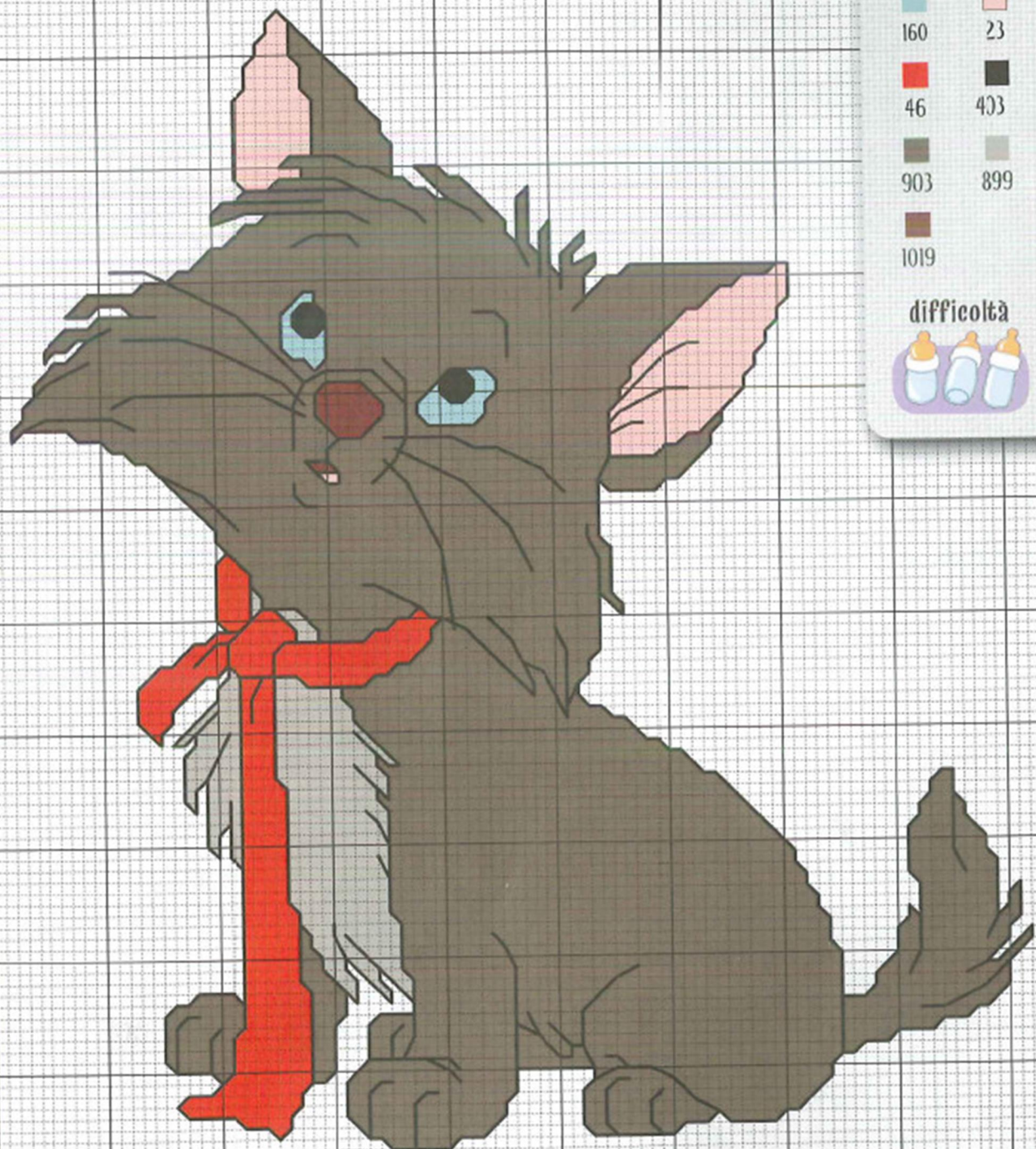


160	23
903	46
403	899
1019	

difficoltà

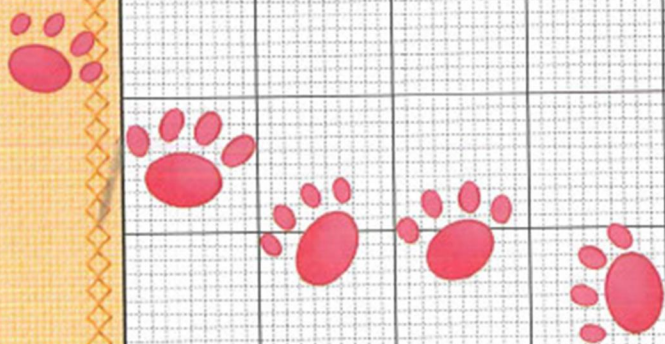








160	23
46	403
903	899
1019	

difficoltà





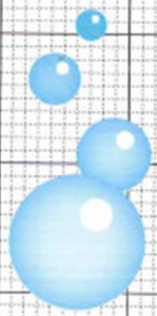







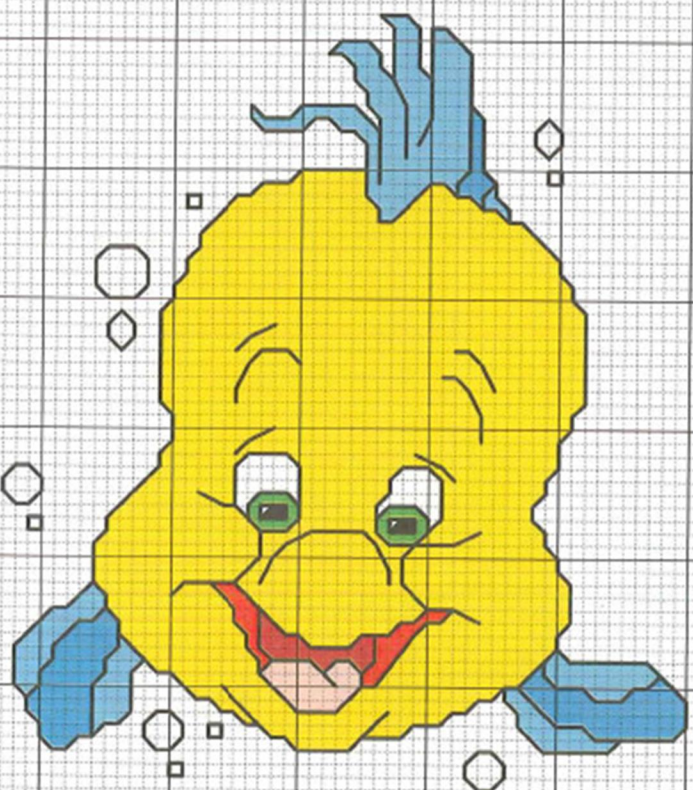
403	1021
1090	2
433	1025
225	46
290	

difficoltà



403	433
1090	225
1021	1025
2	46
290	


difficoltà





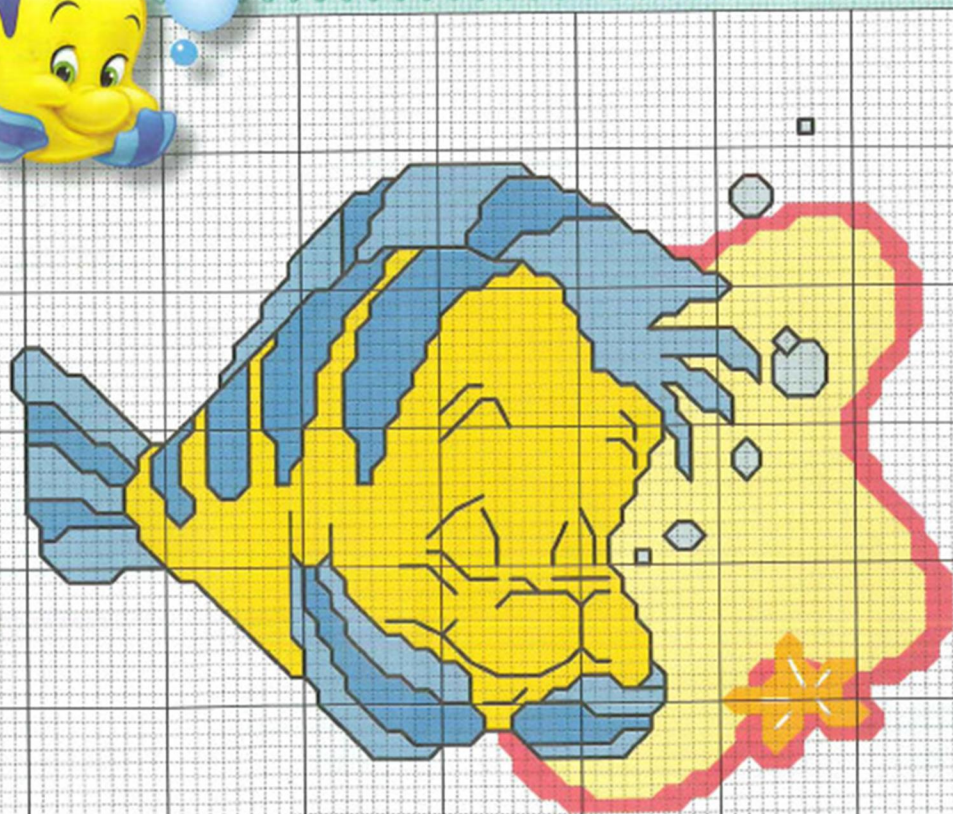
403	290
1090	46
433	1025
225	1092
1021	186
2	188

difficoltà



2	159
403	52
290	292
1090	303
433	

difficoltà







a punto croce

Speciale  
baby








403	290	433	52	87	159
1090	48	225	89	2	

difficoltà



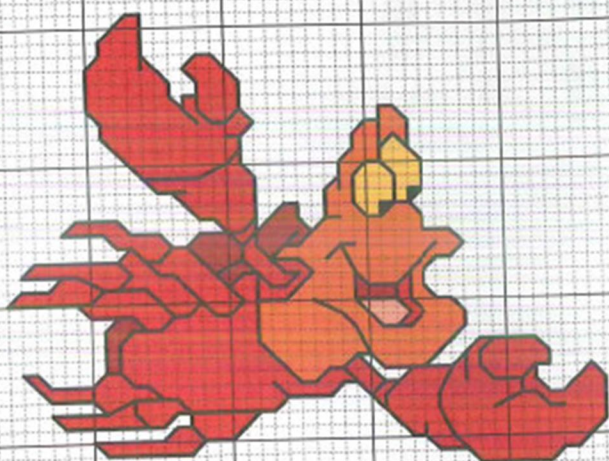


1006 302

9 403

326 9046

difficoltà

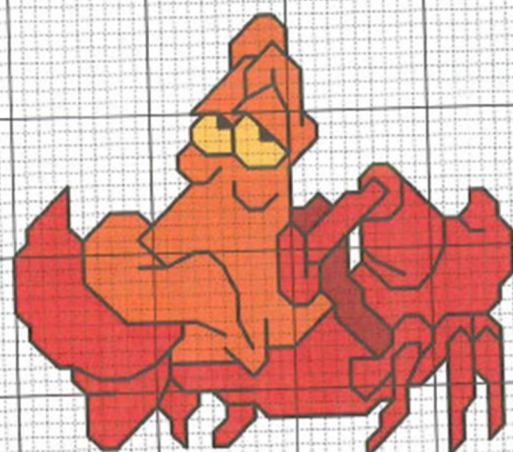


1006 302

9046 403

326

difficoltà

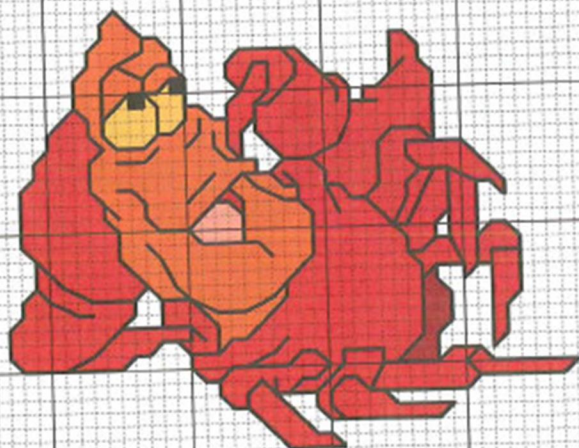


1006 302

9 403

326 9046

difficoltà








399	403	397	358	868
1090	39	2	291	969

difficoltà

**IDEA ORIGINALE!**

Gli schemi di Flounder e Sebastian sono perfetti per ricamare un coordinato da mare: telo di spugna, costumini, accappatoio, borsone da spiaggia, trousse per creme solari.



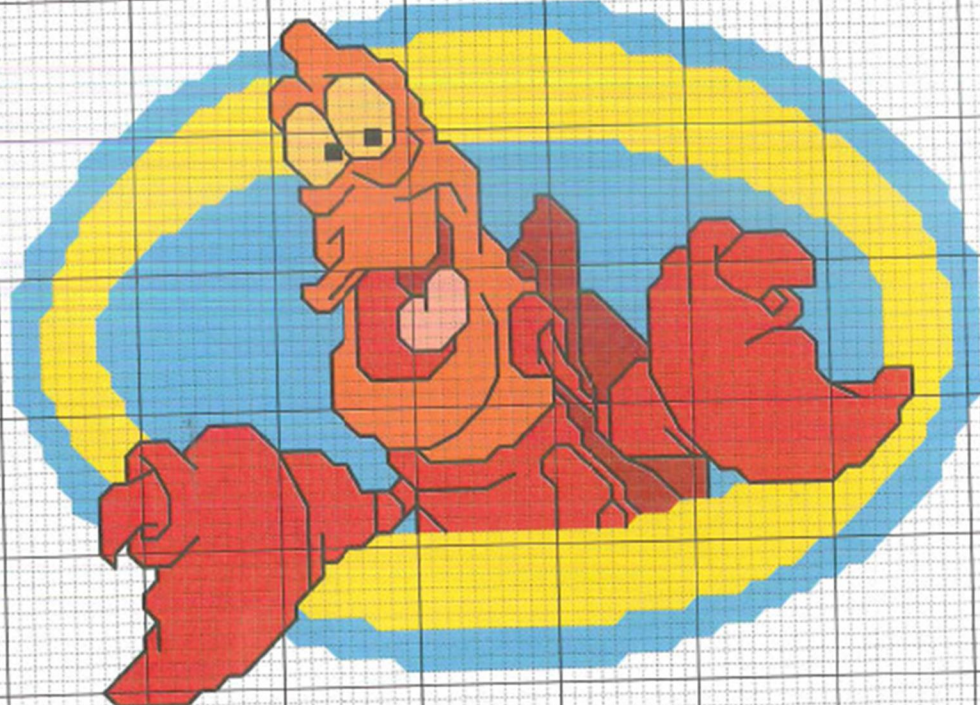
9 302

326 1006

9046 397

433 403

difficoltà



293 399


358 2

696 397

403 146

1090

difficoltà









362	403	355	186	301
1045	361	2	5975	1006

difficoltà



**IDEA ORIGINALE!**  
Lascia entrare Nala  
nella cameretta  
del bebè, ricamandola sulla  
trapunta del lettino, sulle tende,  
sui cuscini d'arredo e su un tappetino  
scendiletto.



NALA



362 1045


361 2

301 186

403 355

5975

difficoltà



362 1045


361 2

301 186

403 355

5975

difficoltà





362 1045


361 2

301 186

403 355

5975

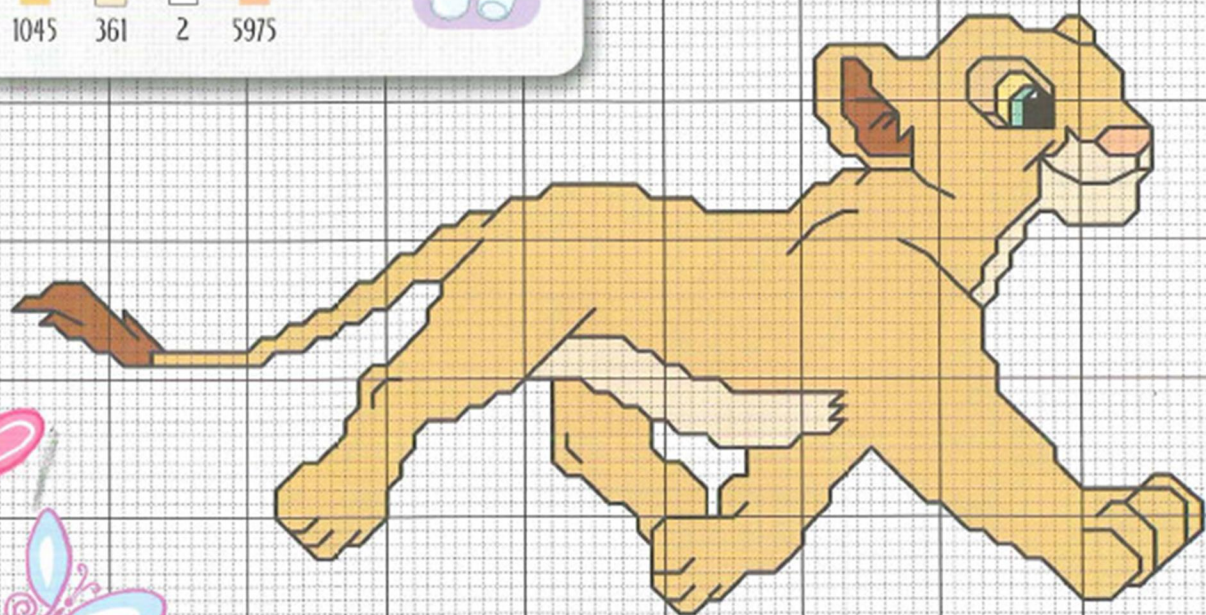
difficoltà



362 403 355 186 301

1045 361 2 5975

difficoltà



















	
1024	2
	
362	380
	
403	238
	
355	1006
	
75	1001
	
1004	

difficoltà



	
1024	403
	
362	355
	
75	1006
	
1004	380
	
2	1001

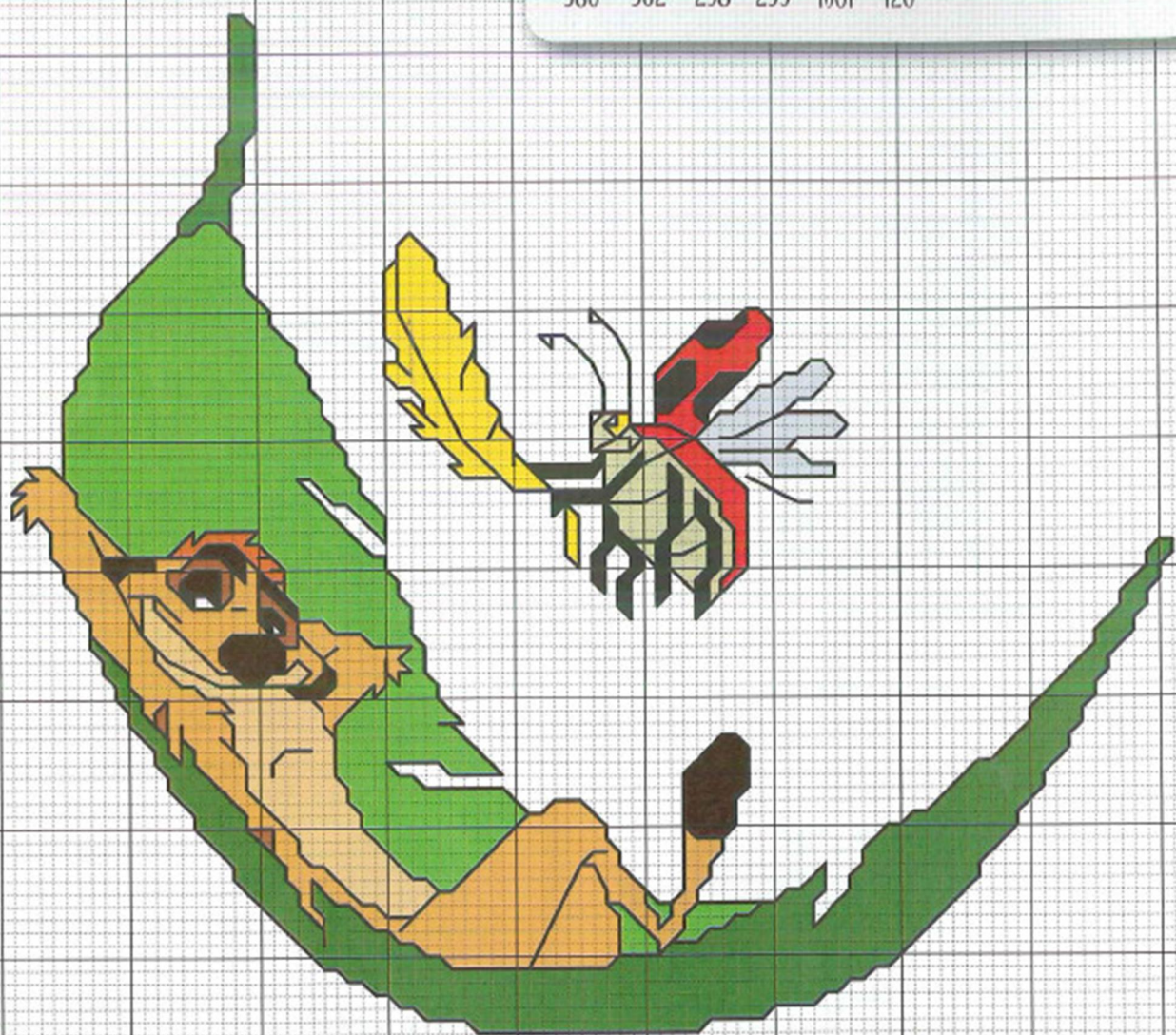
difficoltà





1024	403	2	1098	290	355	842
380	362	238	239	1001	120	

difficoltà




**IDEA ORIGINALE!**

Ricama sullo stesso bordo in tela Aida gli schemi di Timon in sequenza, lasciando alcuni quadretti di distanza tra un disegno e l'altro. Potrai così personalizzare la sponda del lettino, un copriletto o un paralume.




TIMON



- 403 355
- 362 1004
- 1001 2
- 380

difficoltà



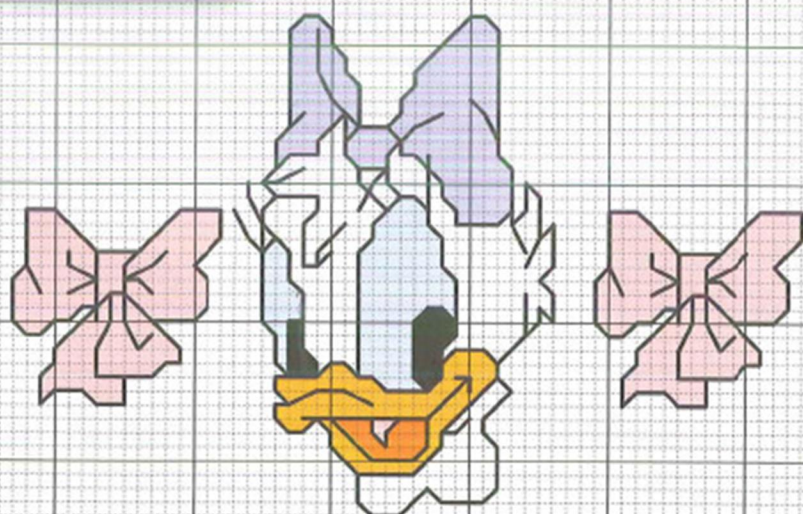
- 1024 403
- 362 355
- 75 1006
- 1004 380
- 2 238
- 1001

difficoltà





				difficoltà 
128	403	108	73	
303	316	2		



		difficoltà 
128	2	
108	73	
403	303	
316		

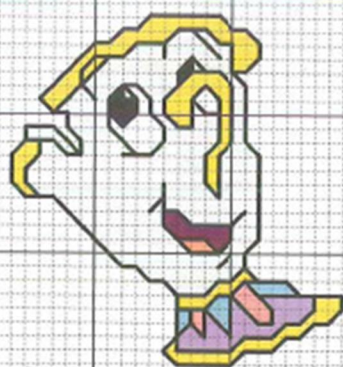




295 1029 1090 109 25

difficoltà

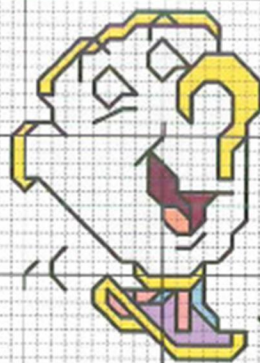
1031 2 403 9



295 1029 1090 109 25

difficoltà

1031 2 403 9 78



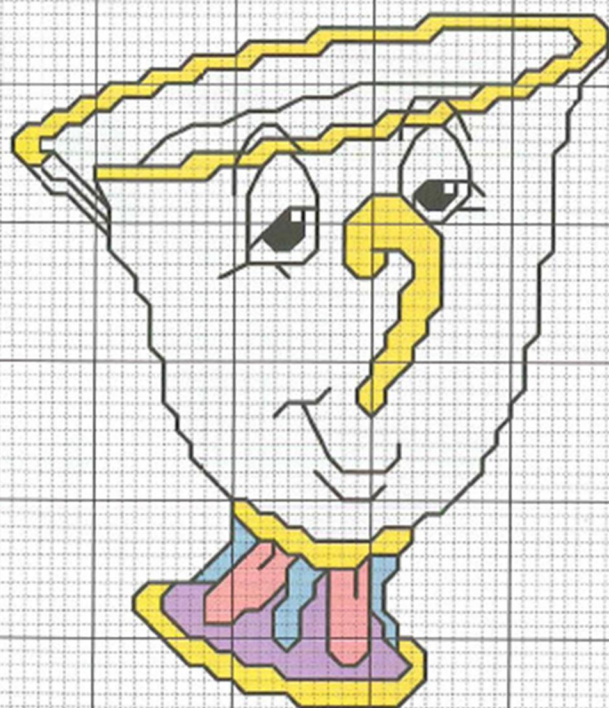
295 25

1031 2

1090 109

403

difficoltà



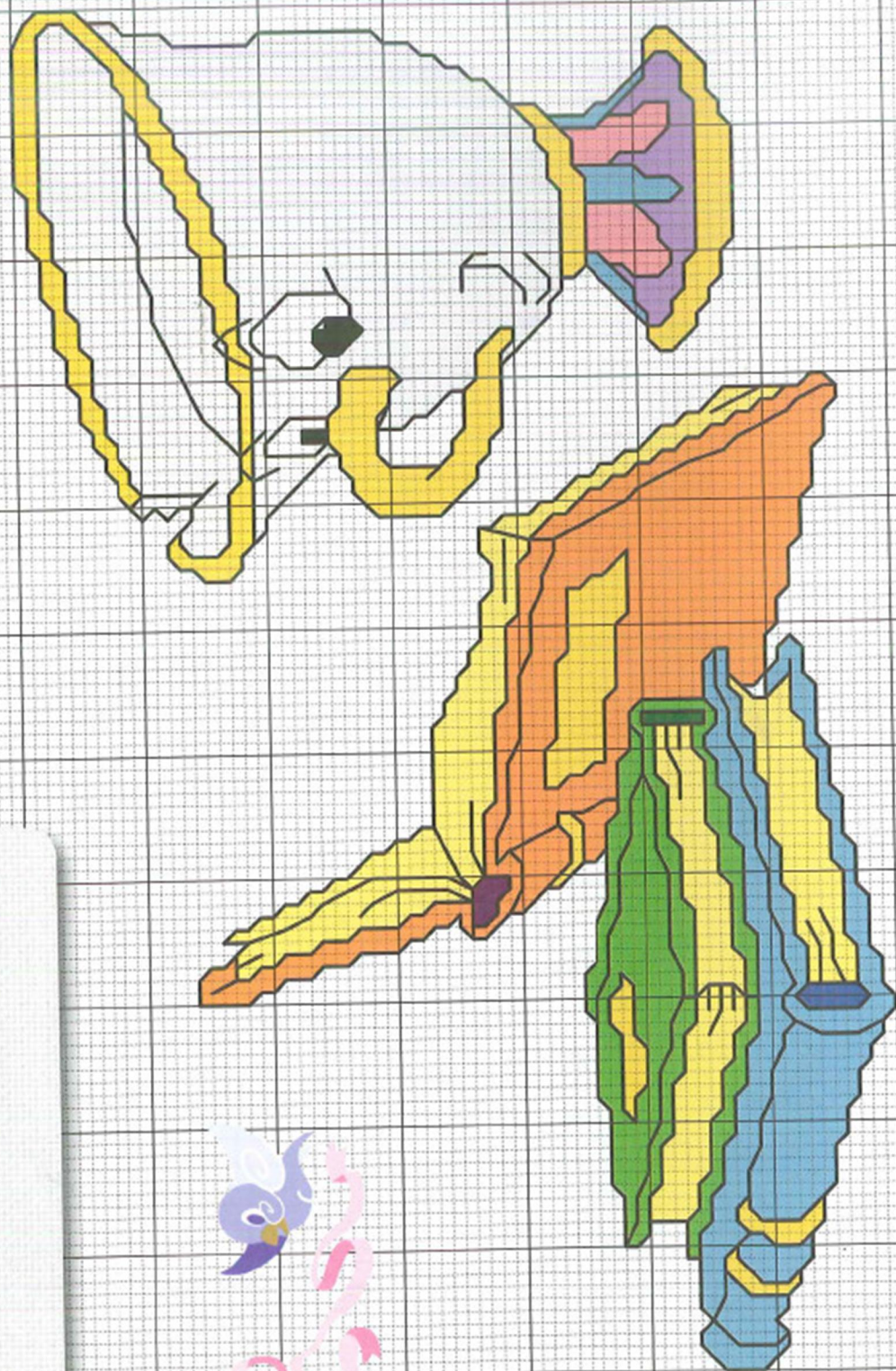




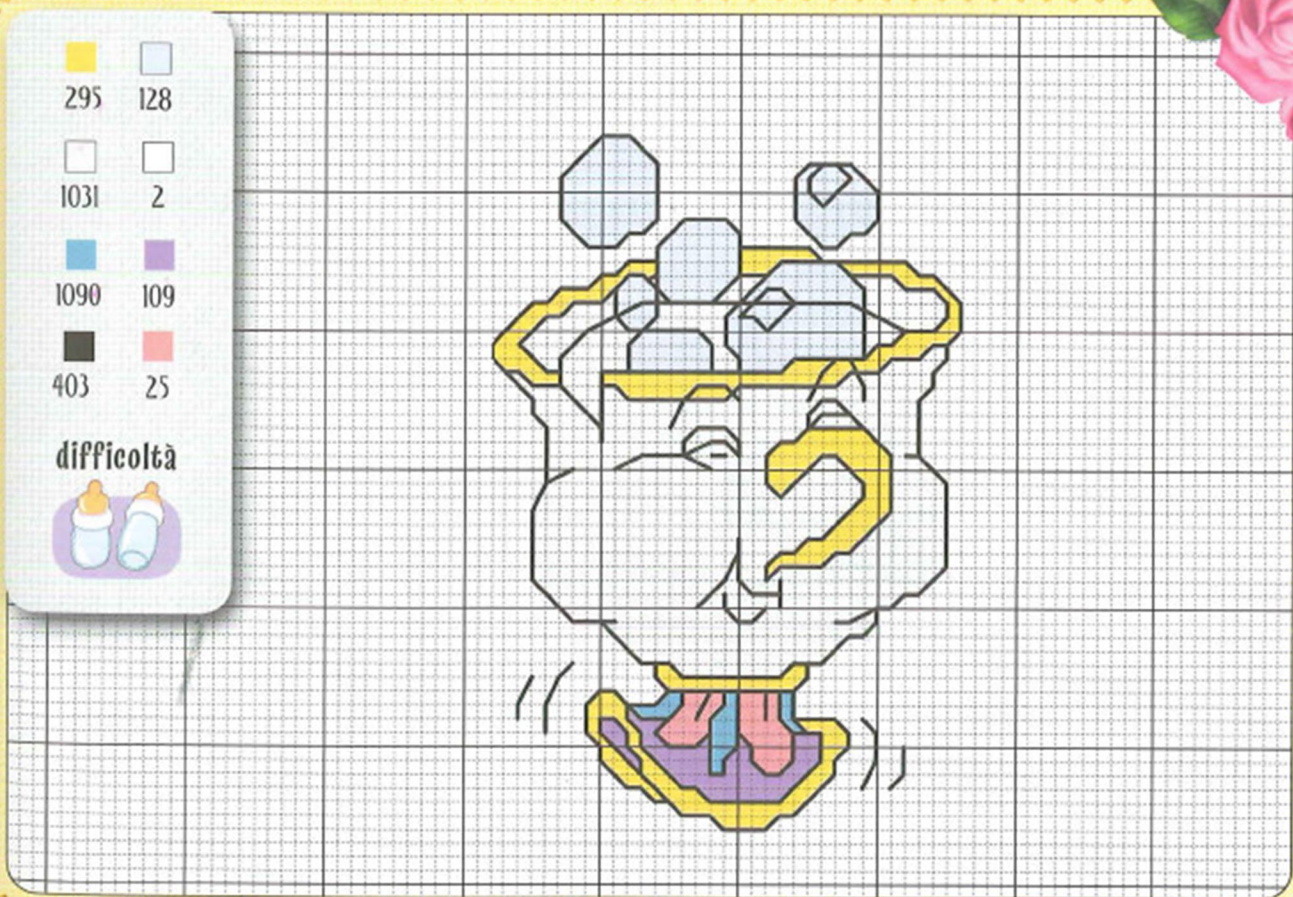
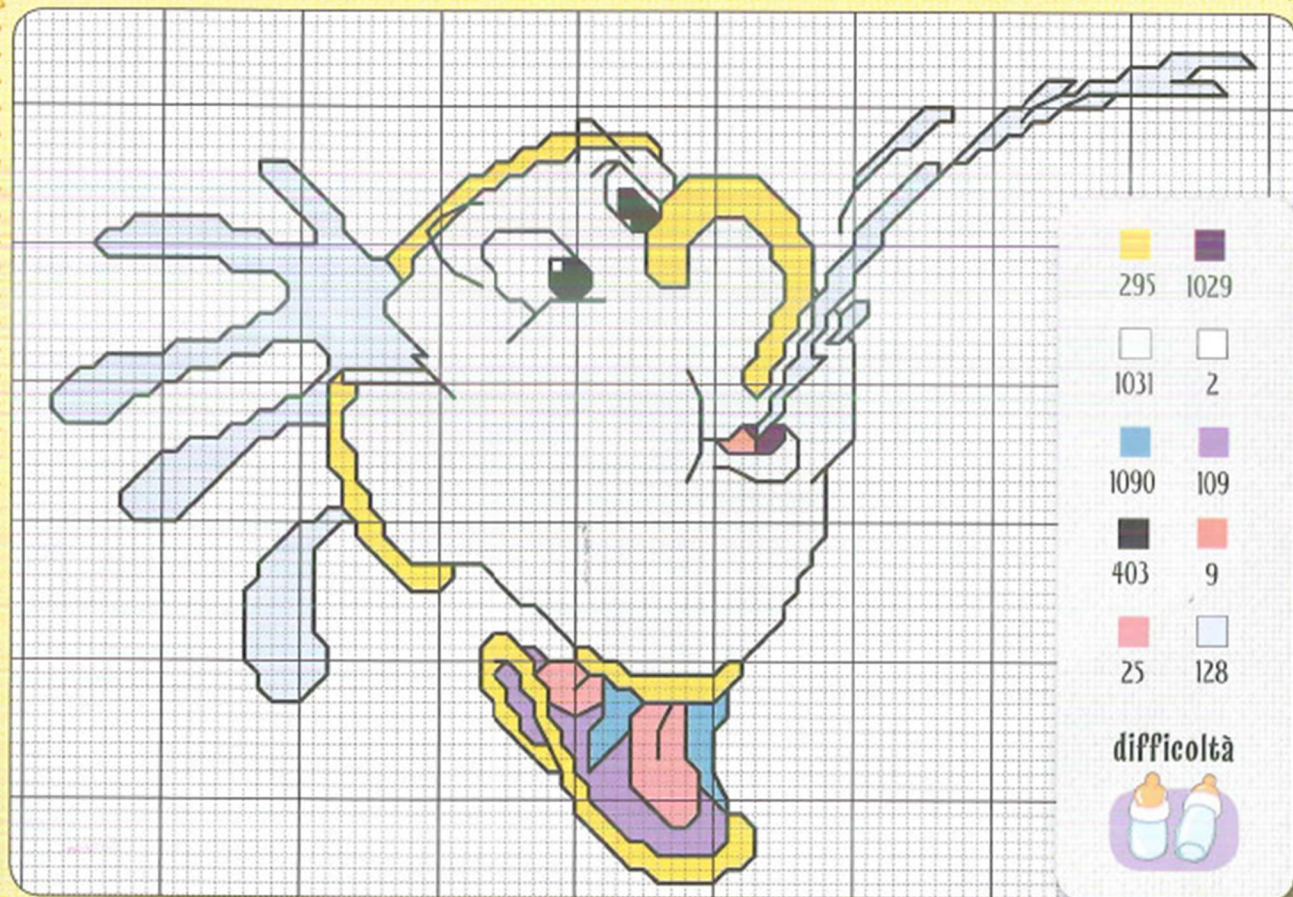
difficoltà



	25		1031
	410		293
	295		1003
	1029		2
	238		227
	403		1090
	128		





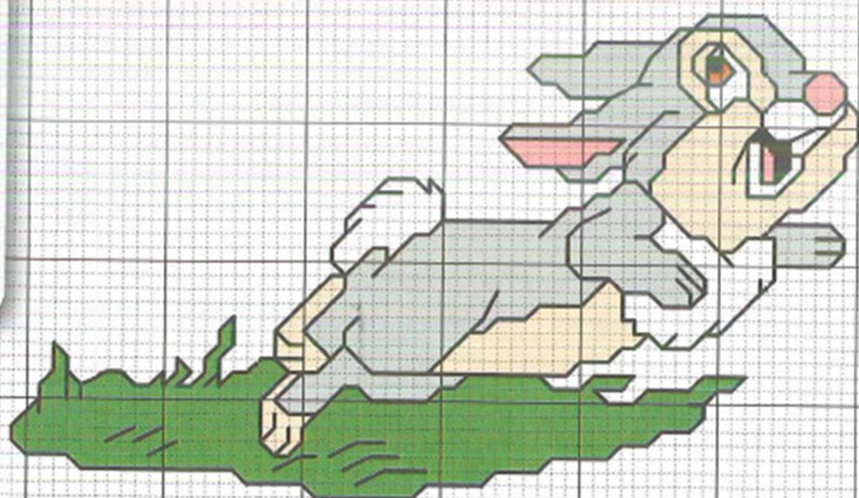






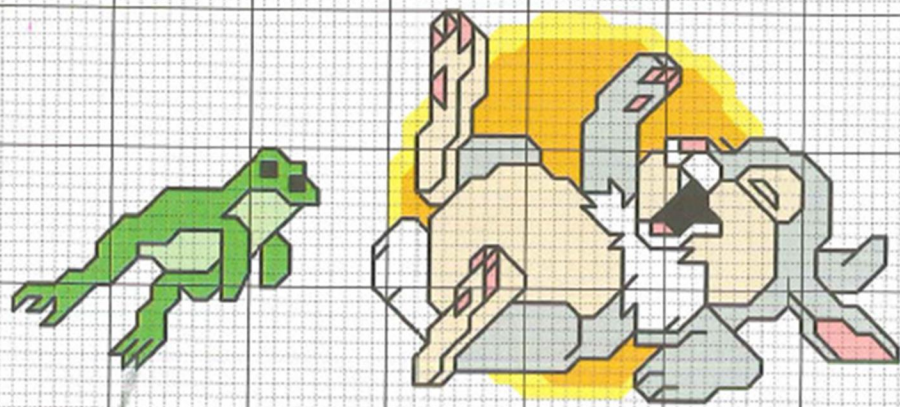
403	398
2	1049
361	226
25	

difficoltà

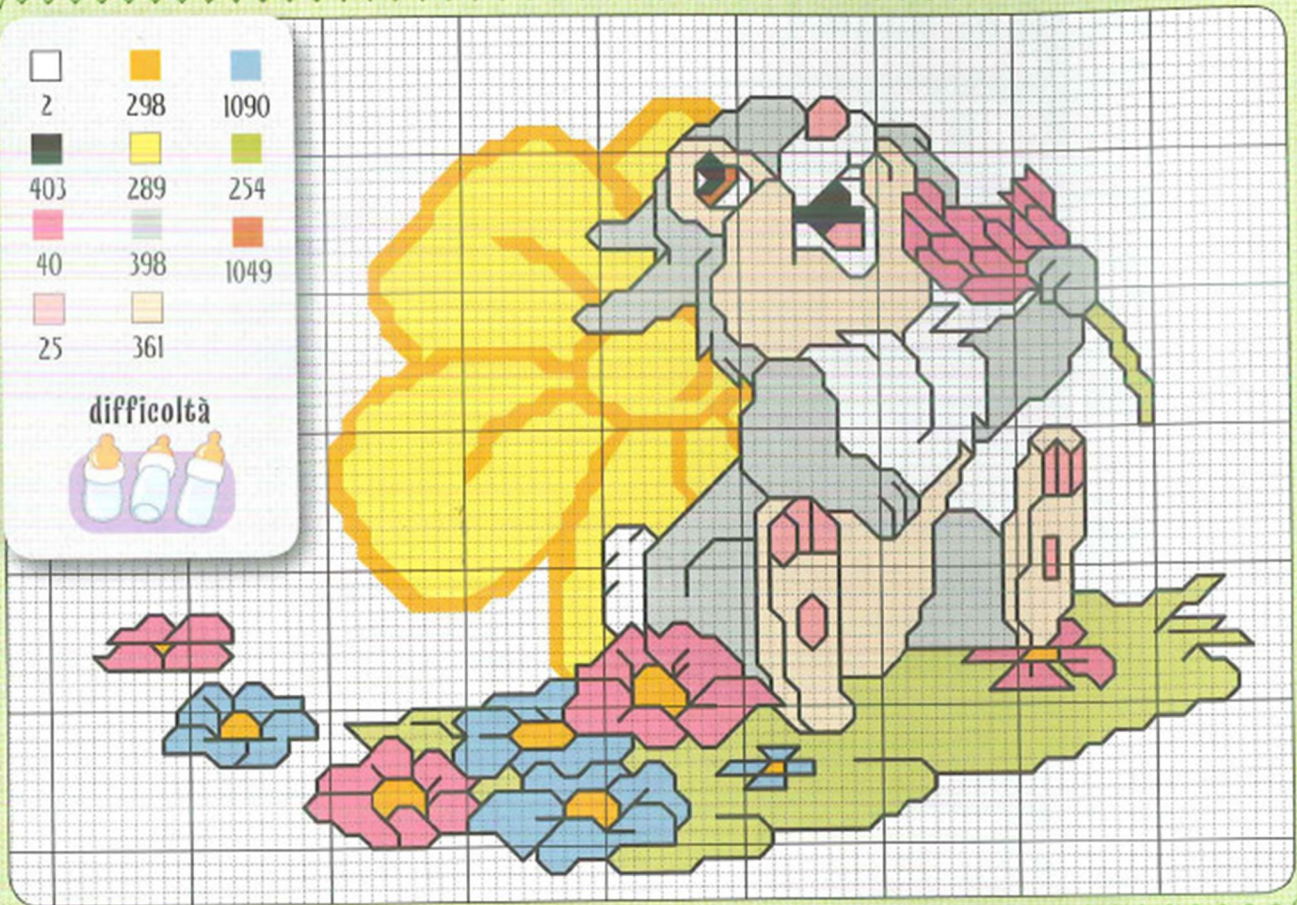


403	398
2	238
361	202
25	298
289	

difficoltà








2	298	1090
403	289	254
40	398	1049
25	361	

difficoltà



226	2	1049
340	403	46
337	398	1090
254	361	40
25		

difficoltà






difficoltà



■	403
■	398
■	2
■	254
■	361
■	40
■	25
■	298
■	289
■	1090
■	226
■	340

**IDEA ORIGINALE!**

Ricama gli schemi di Tippetete di queste due pagine su tre pannelli in tela Aida da cucire poi su un paracolpi per il lettino.








109	24
-----	----

177	2
-----	---

403	110
-----	-----

difficoltà



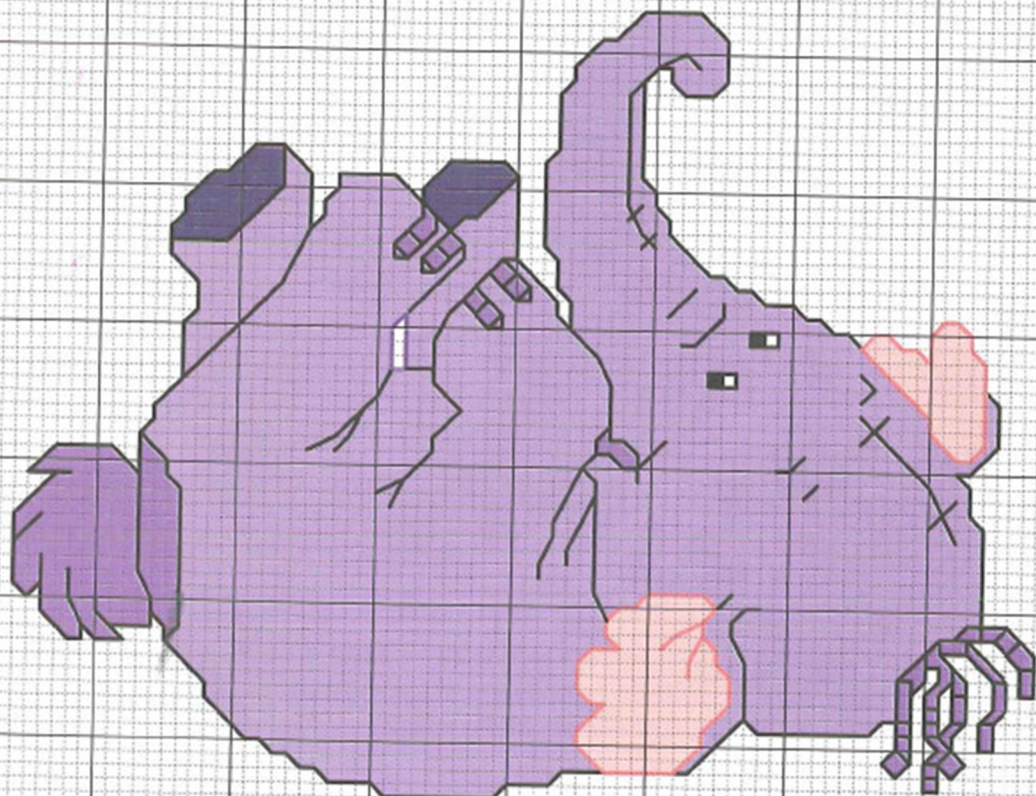
110	27
-----	----

109	24
-----	----

177	2
-----	---

403	
-----	--

difficoltà





							
109	403	27	177	410	303	62	228
							
110	24	2	433	290	1094	238	



difficoltà



**IDEA ORIGINALE!**  
 Effy, Ro e Pimpi sono  
 perfetti per essere ricamati  
 sulle bomboniere per cerimonie  
 e su flocchi nascita.







- |   |   |   |   |   |
|---|---|---|---|---|
|  403 |  27  |  109 |  110 |  2   |
|  24  |  410 |  371 |  290 |  303 |
|   |   |   |  360 |   |


difficoltà










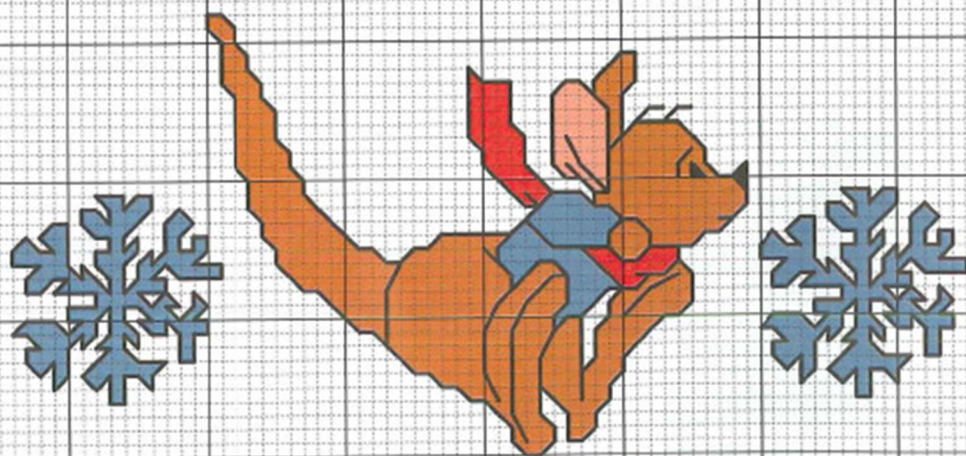
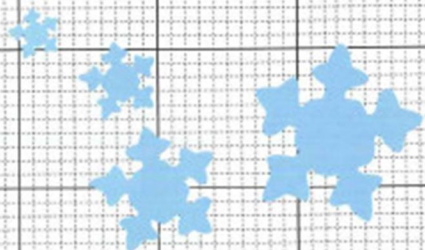
				
9046	403	46	9	1048
				
278	255	10	162	

difficoltà



				
403	46	1048	9	162


difficoltà





108 403 303 316 2 86 87 73

difficoltà


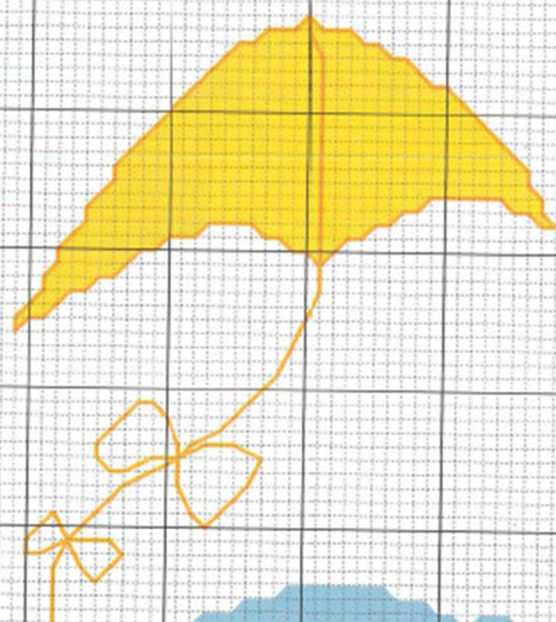
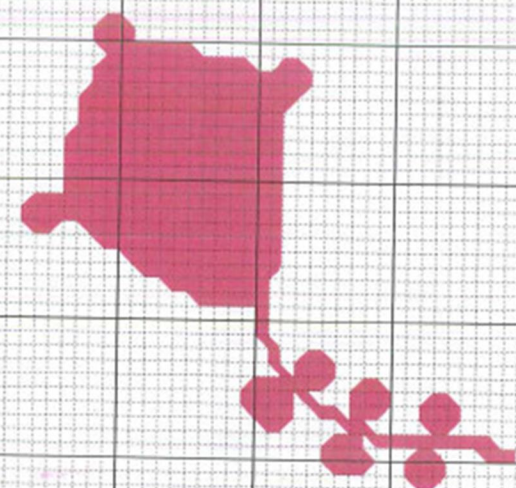







403	162	1049	304
632	291	9	1090


difficoltà














	
9046	162
	
403	290
	
9	1014
	
1048	227

difficoltà





	
162	403
	
227	289
	
46	9
	
1048	

difficoltà





50 403

298 433

62 59

238 63

difficoltà



50 403

297 46


62 59

238 63


difficoltà








■ 403	■ 240	■ 59
■ 62	■ 244	■ 50
■ 63	difficoltà	








- |     |    |
|-----|----|
|     |    |
| 50  | 62 |
|     |    |
| 238 | 59 |
|     |    |
| 403 | 2  |

difficoltà



- |     |
|-----|
|     |
| 62  |
|     |
| 403 |
|     |
| 50  |
|     |
| 63  |

difficoltà








289	433
22	868
1006	46
403	25
9159	

difficoltà



289	256
868	1006
363	57
403	25
267	


difficoltà






		
295	433	885
		
22	868	942
		
1006	316	330
		
403	25	205
		
9159	889	

difficoltà



**IDEA ORIGINALE!**  
 Questo schema di Lilo  
 è perfetto per essere  
 ricamato su una cesta  
 portagiochi da spiaggia.





difficoltà



9159

46

1006

433

229

25

403

868

22



difficoltà



433

229

868

168

88

1006

25

403





	433		1090
---	-----	---	------


	301		142
---	-----	---	-----

	43		41
---	----	---	----

	403		970
---	-----	---	-----

 149

difficoltà




	433		1090
---	-----	---	------

	970		142
---	-----	---	-----

	403		41
---	-----	---	----

difficoltà









128	2
108	73
403	303
316	

**difficoltà**



303	108
883	403
316	1090
46	128
2	73



**difficoltà**





892 403 303 185 2 185 290

difficoltà








892	403

10	186

185	2

difficoltà




892	307

292	403

335	186


185	2










difficoltà







			difficoltà
160	403	892	
			
185	10	2	




								difficoltà
892	185	403	160	1090	10	302	2	
								







				difficoltà
403	50	289	2	
928	302	9	1090	



						difficoltà
403	50	240	2	316	302	

